

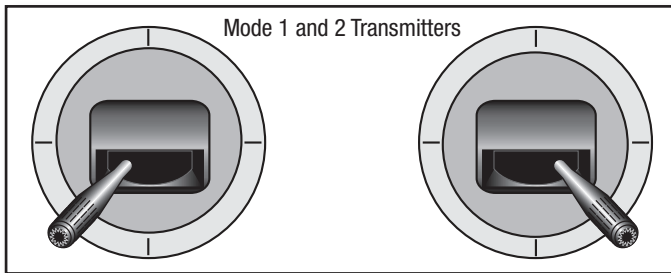
EN SAFE® Select Technology

The following information was omitted from the manual. To enable and disable SAFE® Select Technology use the following steps.

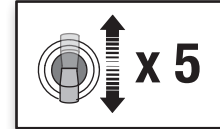
1. Power on transmitter.



2. Hold sticks in lower outside corners.



3. Toggle the Channel 5 switch five times.



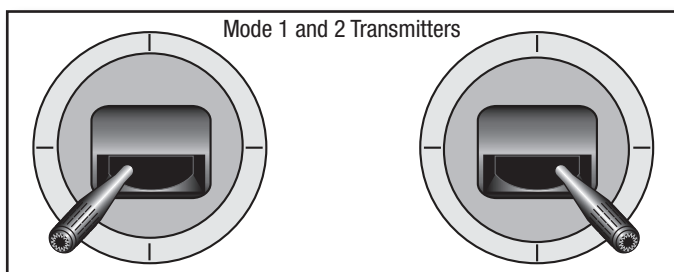
DE SAFE® Select-Technologie

Die folgenden Informationen wurden aus dem Handbuch verzichtet. Führen Sie die folgenden Schritte zum Aktivieren und deaktivieren SAFE® Select Technologie.

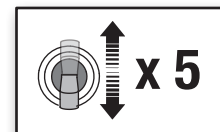
1. Schalten Sie den Sender.



2. Halten Sie beide Sendersteuerknüppel in Äußeren unteren Ecken.



Schalten Sie die Kanal 5 Schalter 5 mal.



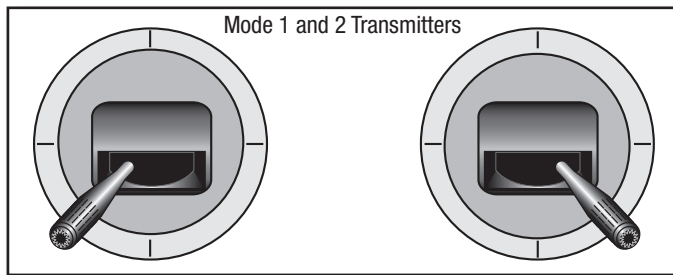
FR Technologie SAFE Select

L'information suivante a été omise dans le manuel. Suivez ces étapes pour activer et désactiver la Technologie SAFE® Select.

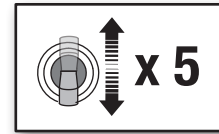
1. Mettez l'émetteur sous tension.



2. Maintenez les manches dans les coins inférieurs extérieurs.



3. Basculez l'interrupteur de la voie 5 cinq fois.



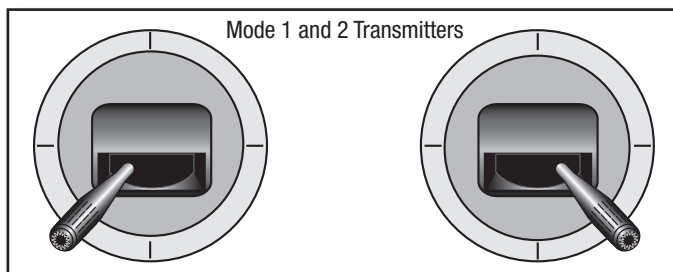
IT Tecnologia SAFE Select

Le seguenti informazioni è stato omesso dal manuale. Seguire questa procedura per attivare e disattivare la Tecnologia SAFE® Select.

1. Accendere la trasmittente.



2. Tenere entrambi gli stick della trasmittente in basso e verso all'esterno.



3. Spostare l'interruttore del canale 5 cinque volte.

